

A nighttime city street scene with light trails from cars and buildings. A large, semi-transparent globe is overlaid on the right side of the image. The text 'CONFERENCE CALL' is prominently displayed in the lower-left quadrant.

CONFERENCE CALL

2nd QUARTER 2021
August 10, 2021

YPF
LUZ

The material that follows is a confidential presentation of general background information about YPF Energía Eléctrica S.A. (the "Company") as of the date of this presentation. It is information in summary form and does not purport to be complete. This presentation has been prepared solely for informational purposes and is not to be construed as a solicitation or an offer to buy or sell any securities and should not be treated as giving investment, legal, tax or other advice. It is not targeted to any specific investment objectives, financial situation or particular needs of any recipient. No representation or warranty, either express or implied, is made as to the accuracy, completeness or reliability of the information contained herein, and no reliance should be placed on, the accuracy, fairness or completeness of the information presented or contained in this presentation, including in relation to statistical data, predictions, estimates or projections contained in this presentation, which are used for information purposes only.

This presentation is not intended for distribution to, or use by, any person or entity in any jurisdiction or country where such distribution or use would be contrary to law or regulation. This presentation and the information herein does not constitute an offer, or invitation, or solicitation of an offer, to subscribe for or purchase any securities, and neither any part of this presentation nor any information or statement contained therein shall form the basis of or be relied upon in connection with any contractor commitment whatsoever. Any decision to purchase securities in any offering of securities of the Company should be made solely on the basis of the information contained in a confidential offering document which may be distributed in due course in connection with any offering of securities of the Company, if any.

Certain information contained herein has been obtained from various external data sources and such information has not been independently verified.

This presentation may contain "forward-looking statements" as that term is defined in Section 27A of the Securities Act and Section 21E of the U.S. Securities and Exchange Act of 1934, as amended. The words "anticipates", "wishes", "expects", "estimates", "intends", "forecasts", "plans", "predicts", "projects", "targets" and similar words are intended to identify these statements. Any projection, forecast, estimate or other "forward-looking" statement in this presentation only illustrates hypothetical performance under specified assumptions of events or conditions. Such projections, forecasts, estimates or other "forward-looking" statements are not reliable indicators of future results or performance. Prospective investors should understand the assumptions and evaluate whether they are appropriate for their purposes. Some events or conditions may not have been considered in such assumptions. Actual events or conditions may differ materially from such assumptions. The presentation may include figures related to past performance or simulated past performance. Past performance is not a reliable indicator of future results or performance. The Company disclaims any obligation to update their view of such risks and uncertainties or to publicly announce the results of any revision to the forward-looking statements made herein, except where to do so would be required under applicable law. You are cautioned not to rely on forward-looking statements as actual results could differ materially from those expressed or implied in the forward-looking statements. All subsequent written and or all forward-looking statements concerning the proposed transaction or other matters and attributable to the Company or any person acting on its behalf are expressly qualified in their entirety by the cautionary statements referenced above.

This presentation contains certain non-IFRS ("International Financial Reporting Standards") financial measures, being Adjusted EBITDA and Adjusted EBITDA margin. Our management believes that disclosure of Adjusted EBITDA can provide useful supplemental information to investors and financial analysts in their review of our ability to service our debt requirements. These non-IFRS measures are provided to enhance investors' overall understanding of our current financial performance and its prospects for the future. Specifically, we believe the non-IFRS measures provide useful information to both management and investors by excluding certain expenses, gains and losses, as the case may be, that may not be indicative of our core operating results and business outlook. Adjusted EBITDA and Adjusted EBITDA margin may not be comparable to other similarly titled measures of other companies and have limitations as an analytical tool and should not be considered in isolation or as a substitute for analysis of our operating results as reported under IFRS. Non-IFRS measures including Adjusted EBITDA and Adjusted EBITDA margin are not measurements of our performance or liquidity under IFRS and should not be considered as alternatives to operating profit or net profit, or as alternatives to cash flow from operating activities, or other metrics derived in accordance with IFRS.

01.

EBITDA of USD 153 million (+55.6%)

02.

4,764 GWh of energy sold (+36.2%)

03.

Installed Capacity of 2,360 MW (+28.4%)

04.

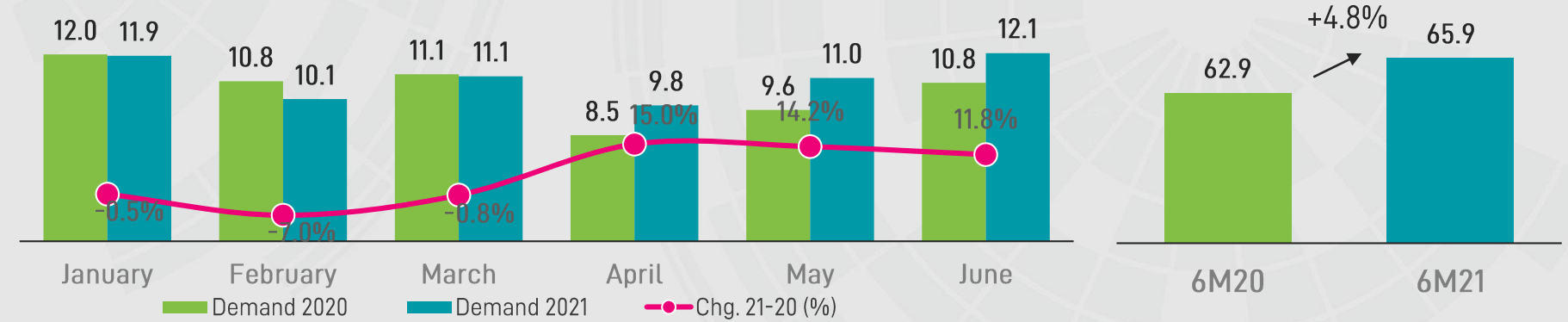
COD of Los Teros II Wind Farm (52 MW)

YPF LUZ

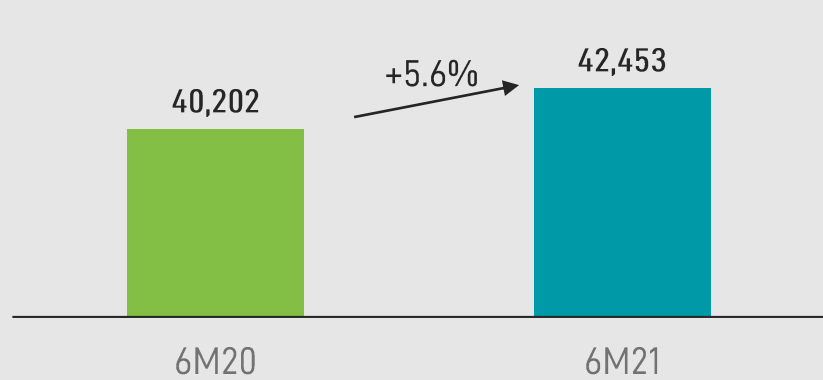
HIGHLIGHTS

SECOND QUARTER 2021

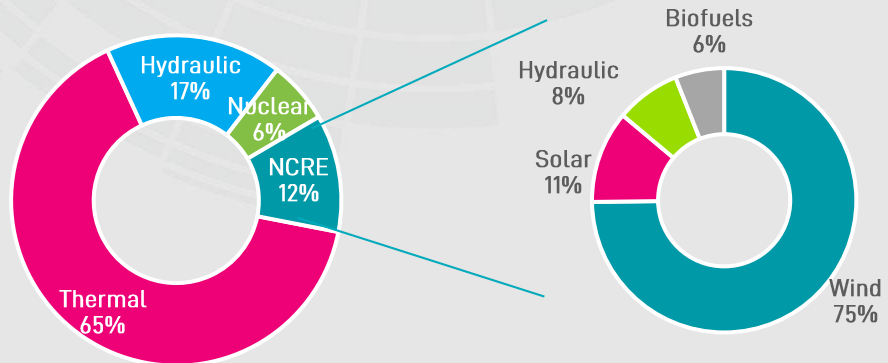
Energy Demand (TWh)



Installed Capacity (MW)

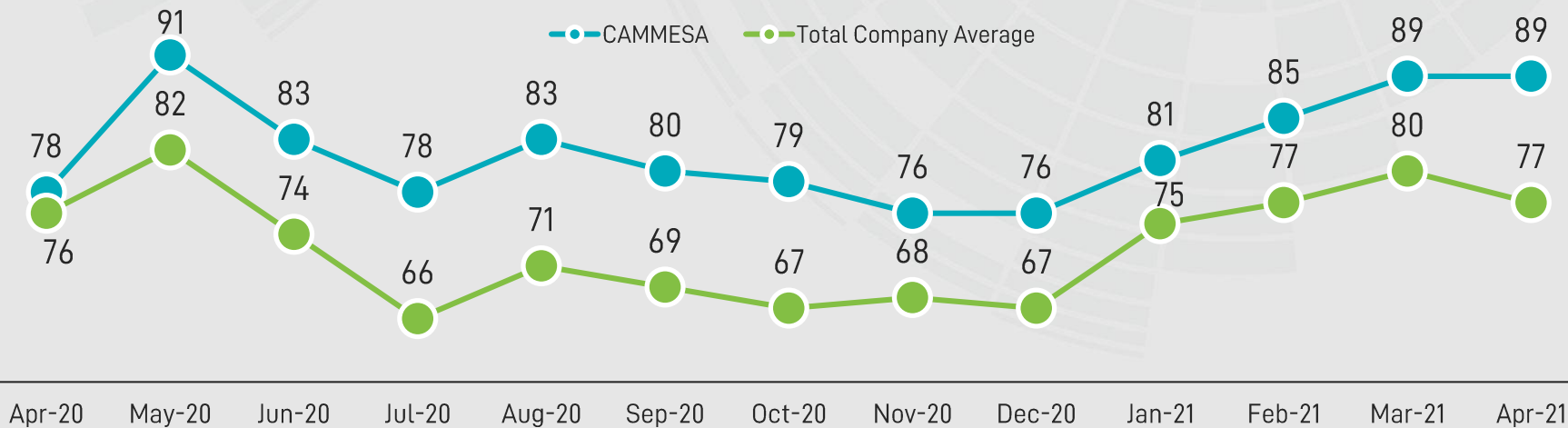


Energy by Source (%)

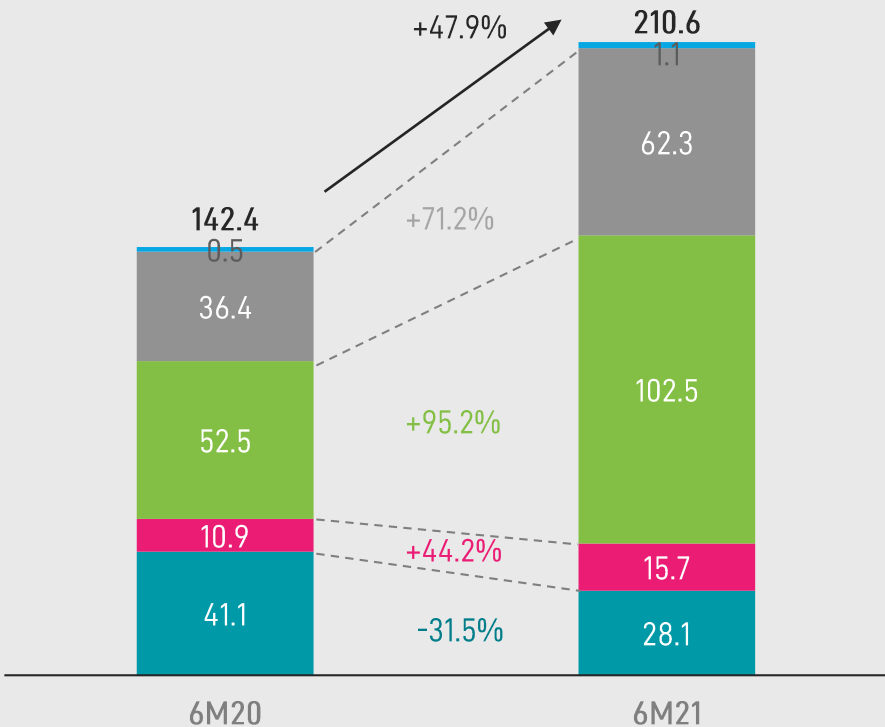




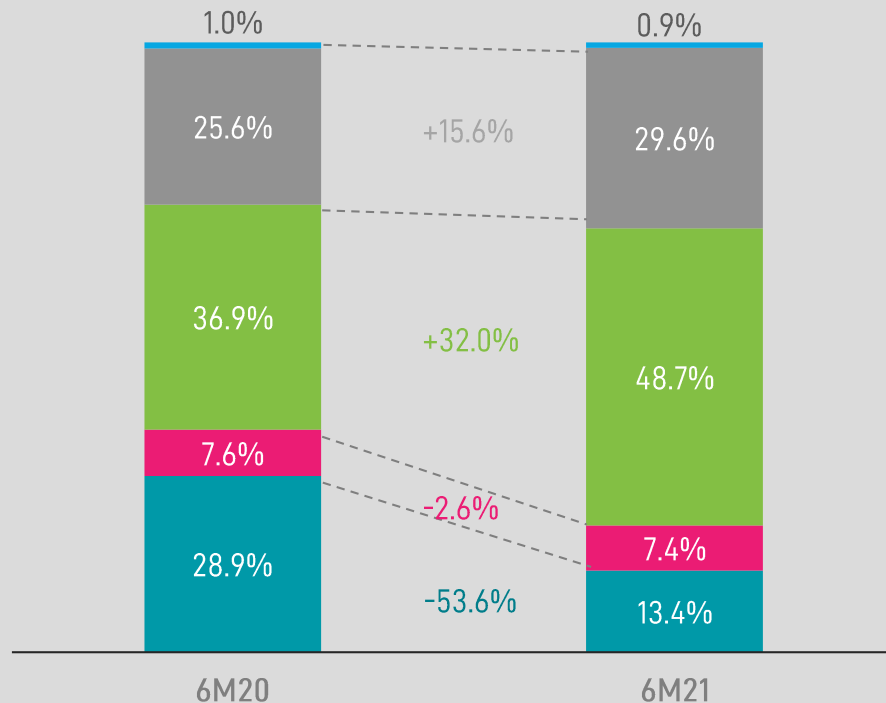
Evolution of Weighted Average Collection Days



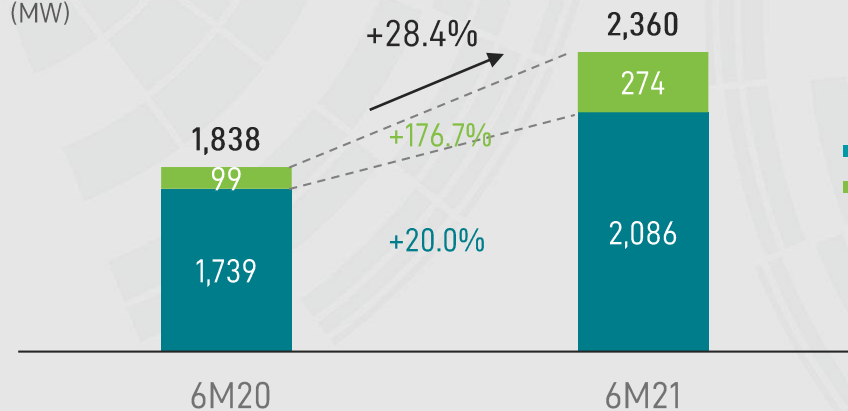
Revenues by offtaker
(MM USD)



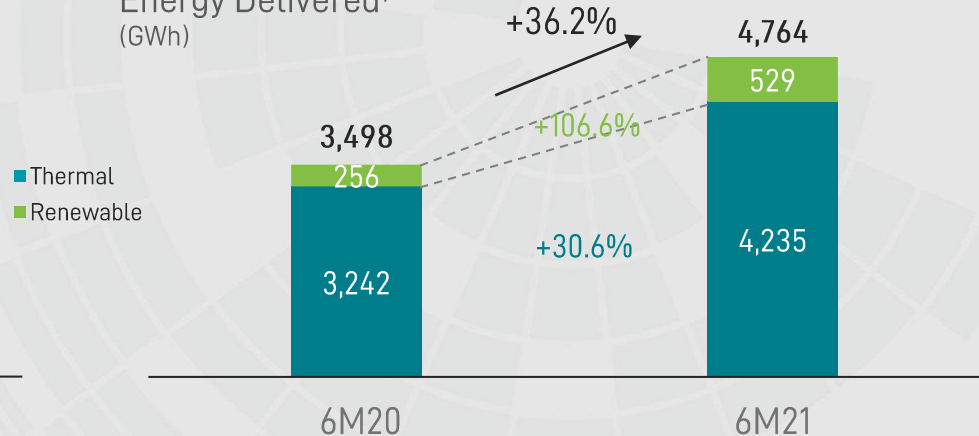
Revenues by offtaker
(%)



Installed Capacity EoP¹ (MW)



Energy Delivered¹ (GWh)

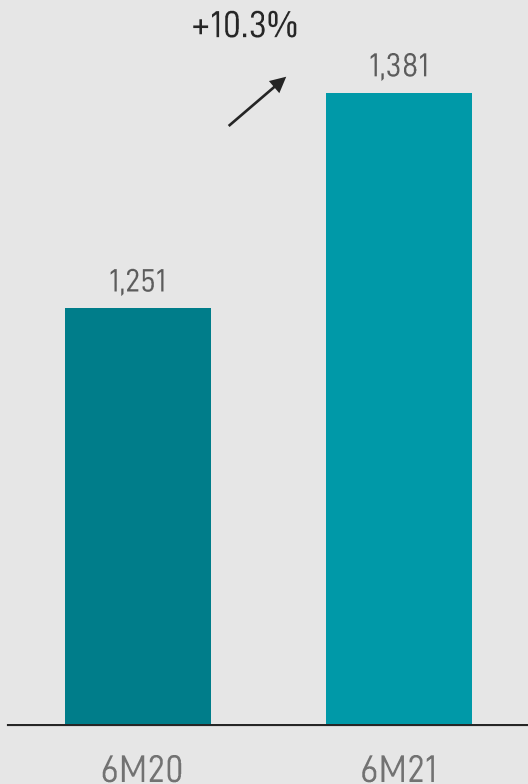


Renewable Energy Capacity Factor (%)

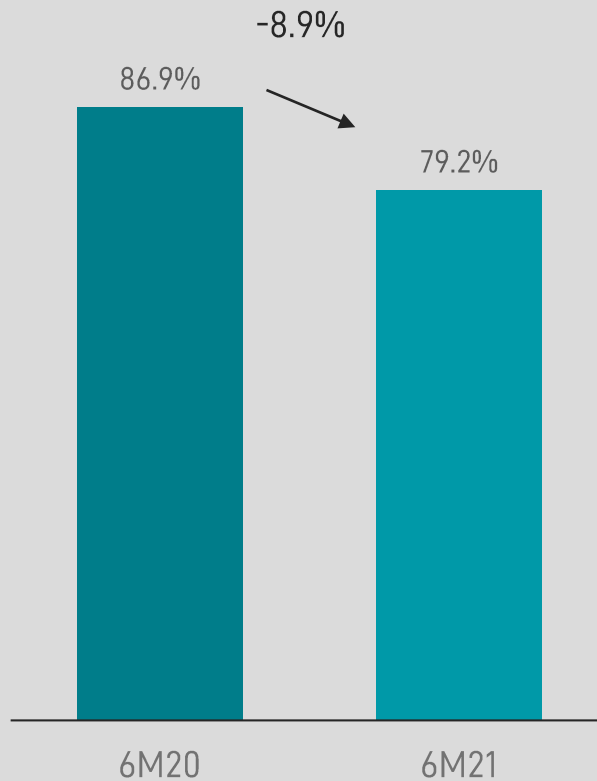


1. Includes 30% indirect stake in CDS and indirect stakes in CTMB, CTSM and VOSA of 0.14%, 0.13% and 1.92%, respectively
 2. Does not include Central Dock Sud

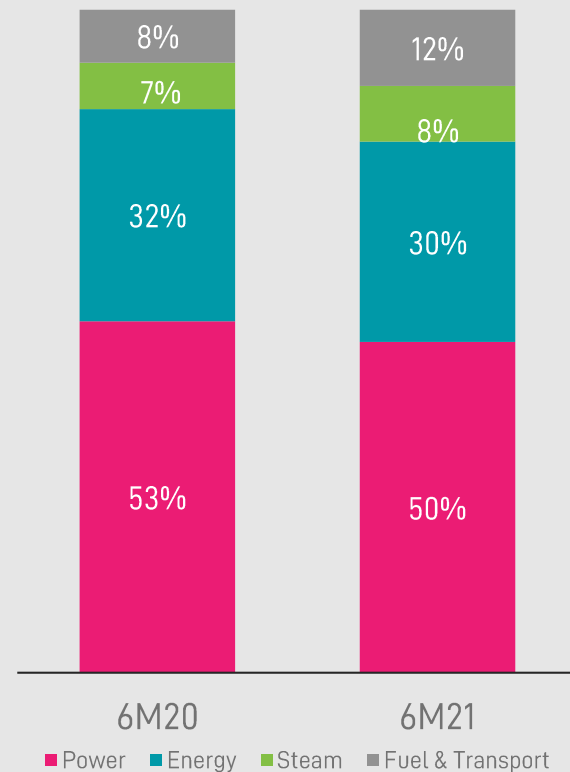
Power Remunerated¹ (MW-month)



Thermal Commercial Availability Factor^{1 2} (%)

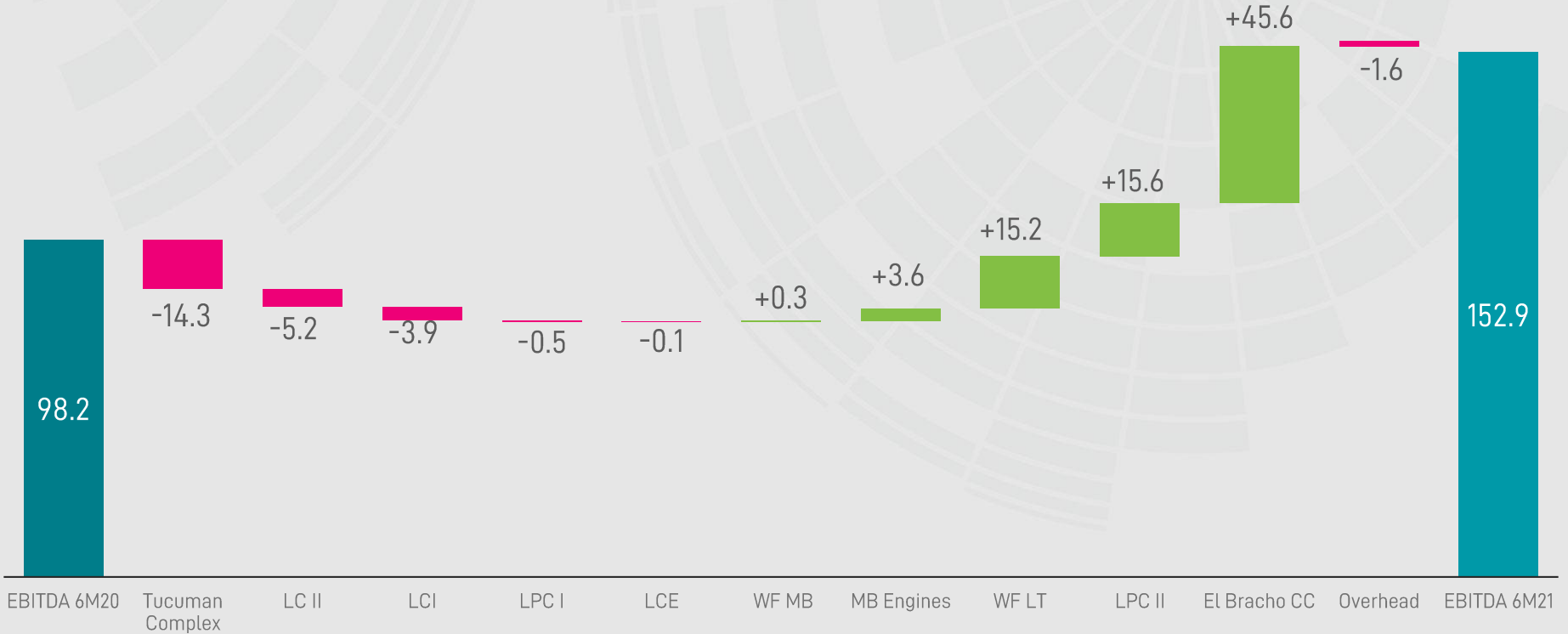


Revenues by Product^{1 3} (%)



1. Does not include Central Dock Sud
2. Availability payment / contracted capacity; 3. Does not consider other income

EBITDA Variation by Asset
(MM USD)





COD
May/June 2021



INSTALLED CAPACITY
52 MW

OFFTAKERS
YPF/ Private PPAs

LOCATION
Azul, Province of Buenos Aires



215.000 households



Nearest to consumption center



838 GWh/year \approx 400 k tons CO₂/year



Expected COD
3Q21

INSTALLED CAPACITY
123 MW

PROGRESS
95%¹

LOCATION
Santa Cruz, Argentina

1. Corresponds to the percentage of completion at the end of July 2021.

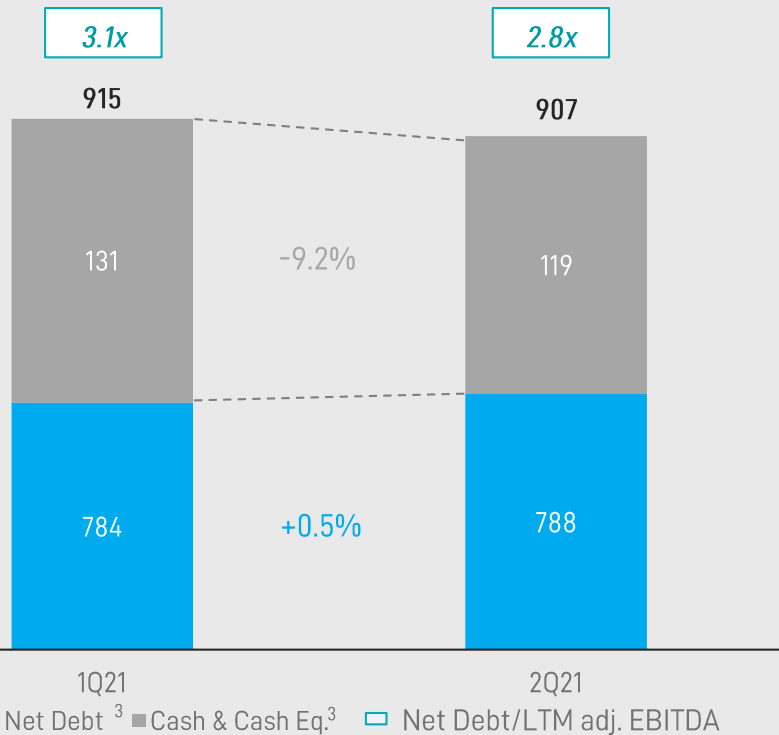
ARGENTINA



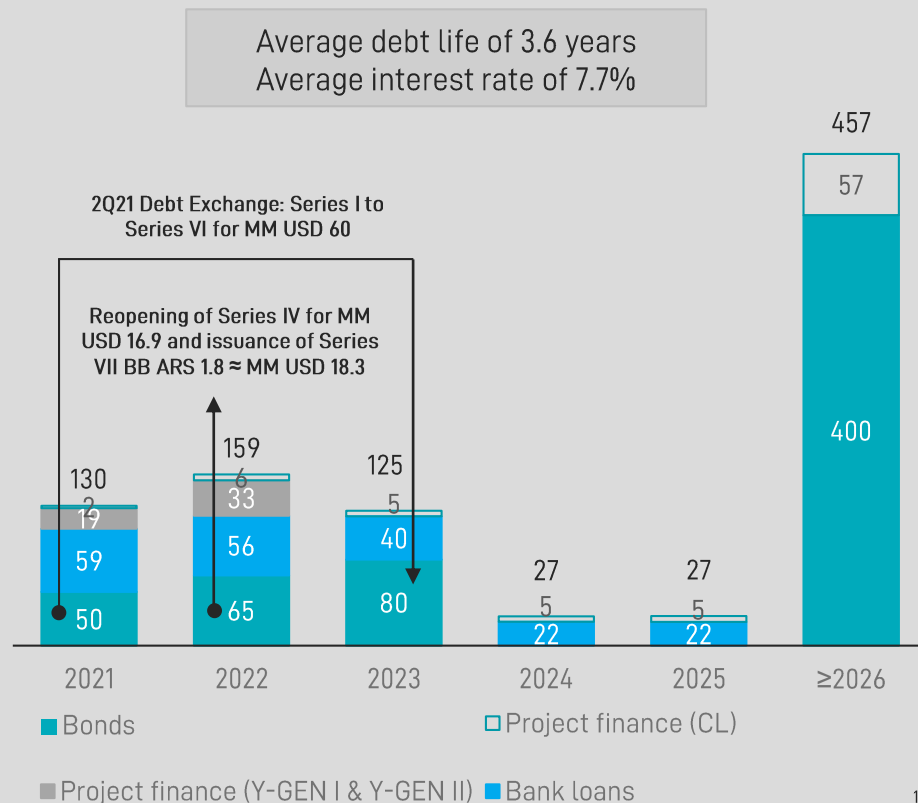
Cañadón León WF

**SANTA CRUZ
PROVINCE**

Net Debt Evolution (Indenture)¹ (MM USD)



Debt Amortization Schedule as of June 30, 2021² (MM USD)



¹ Includes accrued interests.

² Accounts only for principal amount.

³ Includes other financial assets, trusts recorder under other credits (note 12 FF.SS.), other financial liabilities and lease liabilities (note 16 FF.SS.)

SUMMARY

01.

Increase in EBITDA

02.

Increase of energy sold

03.

COD of Los Teros II

04.

Increase in private PPA sales

05.

Significant lower exposure to spot market

YPF LUZ

THANK YOU FOR
YOUR ATTENTION

QUESTION
AND ANSWERS



YPF LUZ

